



ITALDOOR

RESIDENZIALE

Residential - Wohnungsbau - Résidentiel



Profilo esterno
External surface
Außenfläche
Surface extérieure

- 01 **Cassettato Centrale - Centre Cassettes**
Kassetten im Mitte - Cassettes centré
- 02 **Cassettato Alto - Upward Cassettes**
Kassetten gegen oben - Cassettes en haut
- 02 **Cassettato Basso - Downward Cassettes**
Kassetten gegen unten - Cassettes en bas

02

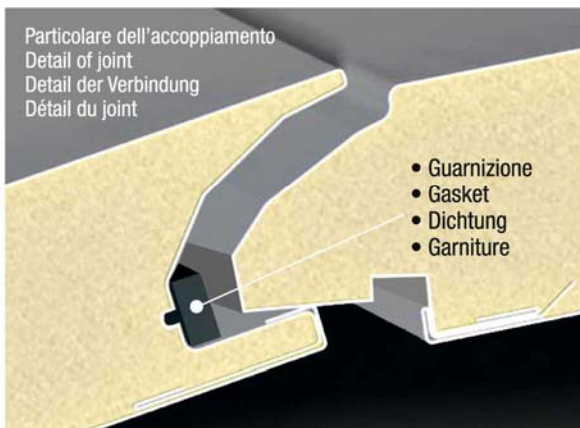
03



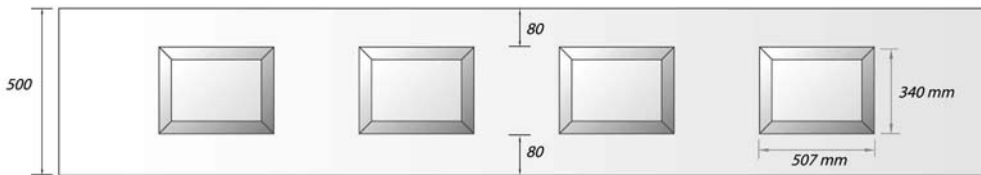
Profilo interno
Internal surface
Innenfläche
Surface intérieure

Rigato - Ribs
Sicche - À rainures

Supporti in Acciaio Steel Supports / Stahloberfläche / supports en acier		Modulo pannello Panel Module / Paneelmodule / Module du Panneau	
		500	610
Spessore / Thickness / Stärke / Epaisseur (mm)		40	
Peso Pannello Panel Weight - Paneelgewicht - Poids du panneau (Kg./ml.)		4,88	5,45
U (W/m² K)	Valore comprensivo contributo giunto / Value including joint contribution / Wert beinhaltet Beitrag der Verbindung / Valeur compressif de la contribution de l'emboîtement	0,578	0,570
	Valore senza contributo giunto / Value without joint contribution / Wert beinhaltet ohne Beitrag der Verbindung / Valeur sans la contribution de l'emboîtement	0,535	

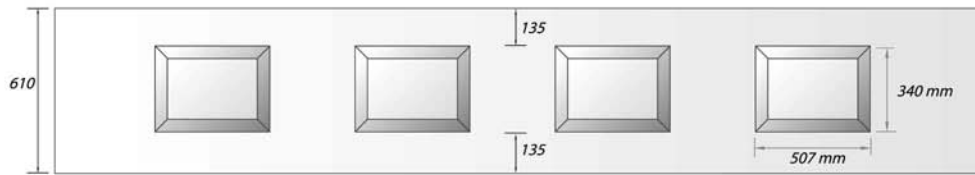


Cassettato 500

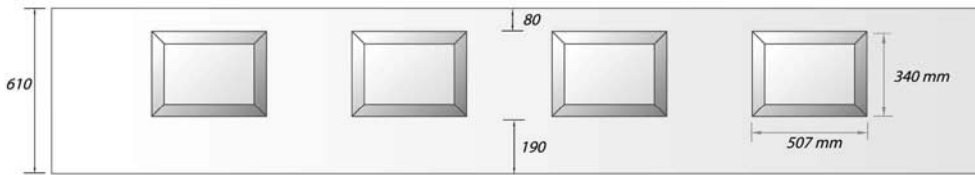


Cassettato Centrale
Centre Cassettes
Kassetten im mitte
Cassettes centré

Cassettato 610

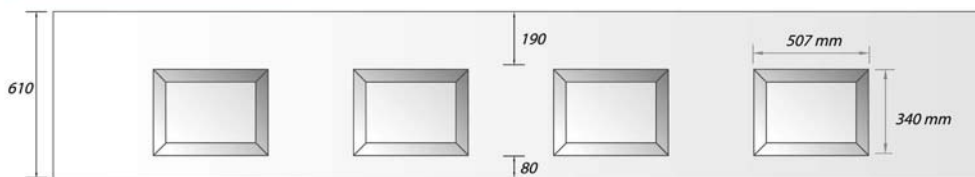


Cassettato 610

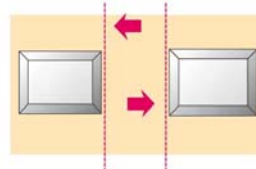


Cassettato Alto
Upward Cassettes
Kassetten gegen oben
Cassettes en haut

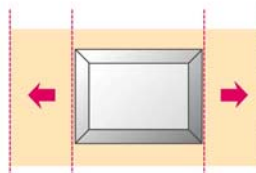
Cassettato 610



Cassettato Basso
Downward Cassettes
Kassetten gegen unten
Cassettes en bas



Distanza minima Cassette
Min. distance between Cassettes
Mindeste Abstand zwischen den Kassetten
Min. distance entre les Cassettes
100 mm: Wood Grain - Liscio



Distanza minima Inizio/Fine
Start/End min. distance
Mindeste abstand Anfang/Ende
Début/Fin min. distance
100 mm: Wood Grain - Liscio

